

2024

**FORT WORTH
STOCK SHOW
& RODEO**

A decorative flourish consisting of a long, sweeping curve that starts under the 'R' of 'RODEO' and extends to the right, ending in a small hook.

Pattern Book

POA Classes

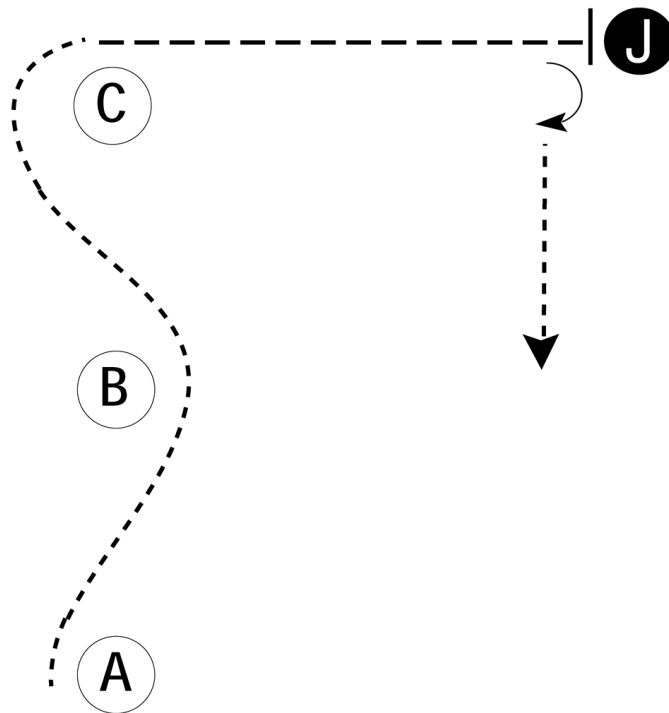
2024 FWSSR Pony Of The Americas

Showmanship (Leadline 6 & Under Walk Only)

Show Date: January 2024

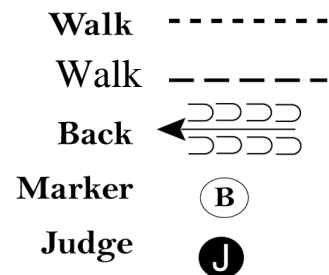
w w w . H o r s e S h o w P a t t e r n s . c o m

w w w . H o r s e S h o w P a t t e r n s . c o m



Be ready at A.

1. When acknowledged, walk around B and around C.
2. Walk from C to judge.
3. Stop and set up for inspection.
4. When dismissed, perform a 90 degree turn and walk away from judge.



Follow the directions of the ring steward.

[S/WT-59]

Pattern Provided by:
Judges

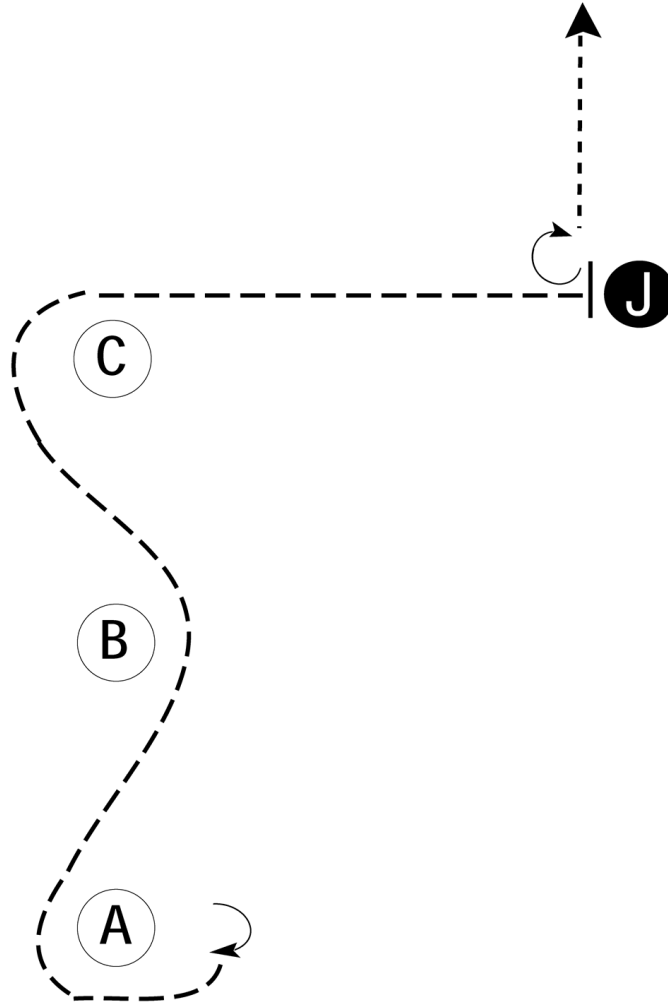
2024 FWSSR Pony Of The Americas

Showmanship (Youth 9 & Under)

Show Date: January 2024

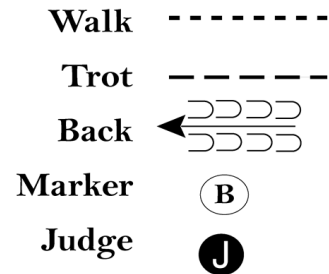
w w w . H o r s e S h o w P a t t e r n s . c o m

w w w . H o r s e S h o w P a t t e r n s . c o m



Be ready at A.

1. When acknowledged, perform a 180 degree turn.
2. Trot around A, around B, around C and straight to judge.
3. Stop and set up for inspection.
4. When dismissed, perform a 270 degree turn and walk away from judge.



Follow the directions of the ring steward.

[S/2-59]

Pattern Provided by:

Judges

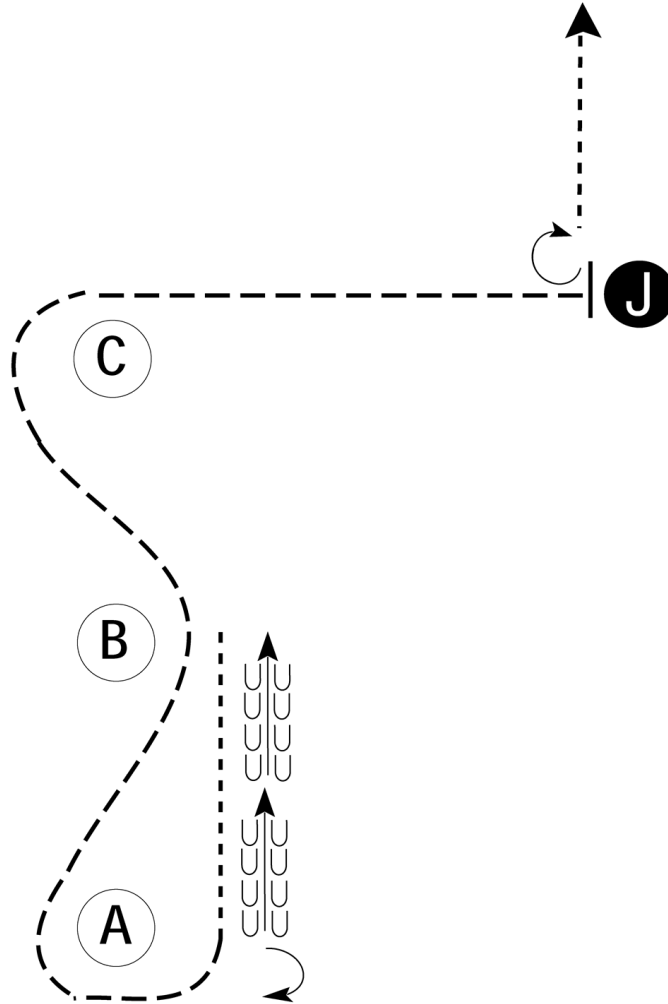
2024 FWSSR Pony Of The Americas

Showmanship (10-13, 14-18, 19 & Over)

Show Date: January 2024

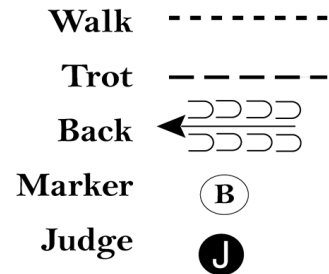
www.HorseShowPatterns.com

www.HorseShowPatterns.com



Be ready at A.

1. When acknowledged, perform a 180 degree turn.
2. Back to B.
3. Walk to A.
4. Trot around A, around B, around C and straight to judge.
5. Stop and set up for inspection.
6. When dismissed, perform a 270 degree turn and walk away from judge.



Follow the directions of the ring steward.

[S/3-59]

Pattern Provided by:

Judges

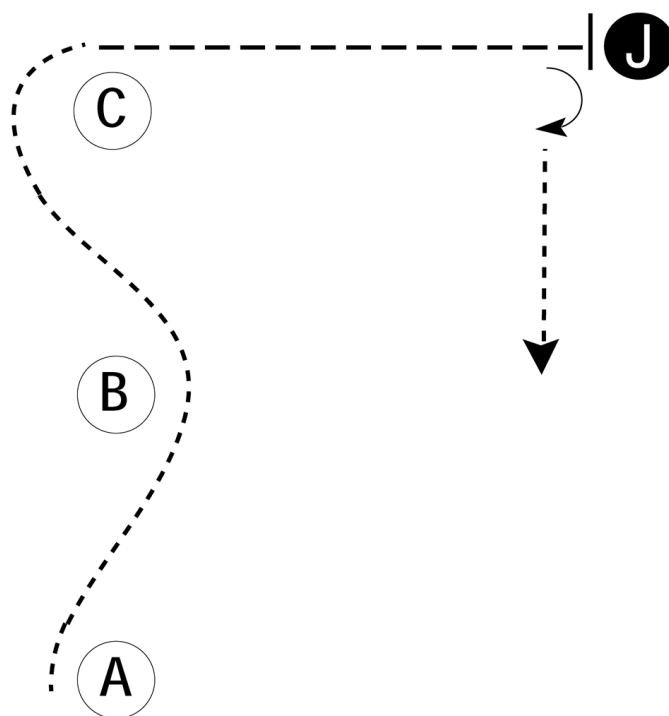
2024 FWSSR Pony Of The Americas

Showmanship (Youth 18 & Under Walk/Trot)

Show Date: January 2024

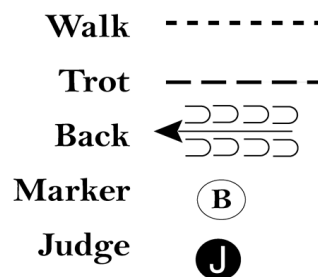
w w w . H o r s e S h o w P a t t e r n s . c o m

w w w . H o r s e S h o w P a t t e r n s . c o m



Be ready at A.

1. When acknowledged, walk around B and around C.
2. Trot from C to judge.
3. Stop and set up for inspection.
4. When dismissed, perform a 90 degree turn and walk away from judge.



Follow the directions of the ring steward.

[S/WT-59]

Pattern Provided by:
Judges

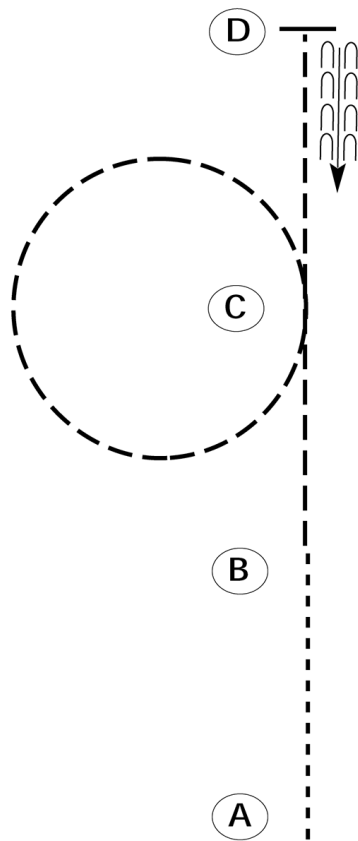
2024 FWSSR Pony Of The Americas

Bareback Equitation (9 & Under Walk/Trot)

Show Date: January 2024

w w w . H o r s e S h o w P a t t e r n s . c o m

w w w . H o r s e S h o w P a t t e r n s . c o m



Be ready at A.

1. Walk from A to B.
2. Jog to C and circle to the left.
3. Continue to jog to D.
4. Stop and D and back one horse length.

Retire to the rail or line up at a jog.

Walk	-----
Jog	-----
Extended Jog	-----
Lope	—————
Leg Yield	
Lead Change	—/—
Back	←←←←← ←←←←←
Marker	Ⓚ
Sidepass	←-----→

[WH/WT-24]

Pattern Provided by:

Judges

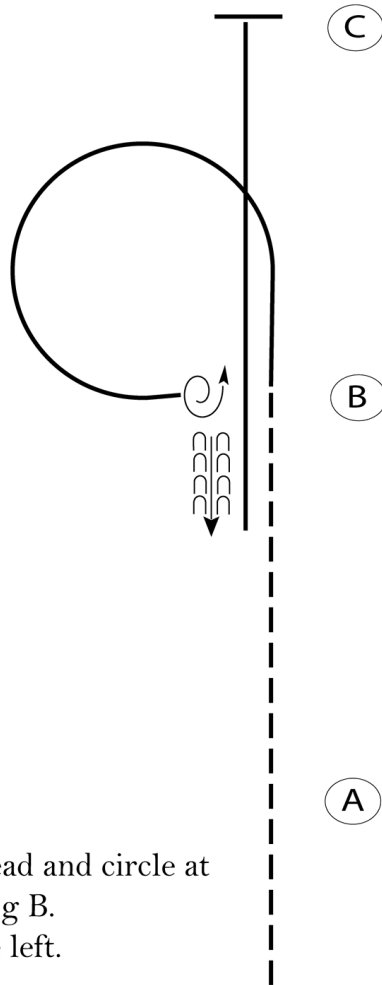
2024 FWSSR Pony Of The Americas

Bareback Equitation 10-13

Show Date: January 2024

www.HorseShowPatterns.com

www.HorseShowPatterns.com



Begin before A at a jog.

1. Jog from A to B.
2. At B, lope on the left lead and circle at B as shown. Stop facing B.
3. Turn 1 1/4 turn to the left.
4. Back one horse length.
5. Lope on the right lead to C. Stop at C.

Follow the instructions of your ring steward.

Walk	-----
Jog	- - - - -
Extended Jog	- - - - -
Lope	—————
Leg Yield	
Lead Change	— / —
Back	← ← ← ← ←
Marker	Ⓚ
Sidepass	← ——— →

[WH/2-17]

Pattern Provided by:

Judges

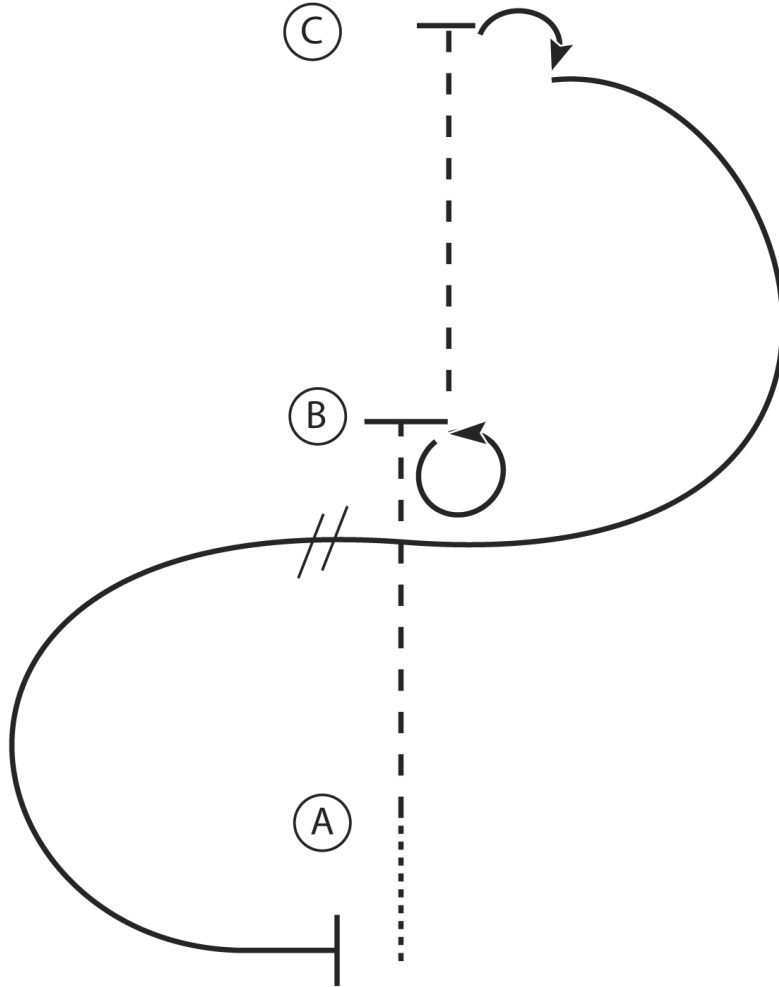
2024 FWSSR Pony Of The Americas

Bareback Equitation 14-18

Show Date: January 2024

W W W . H O R S E S H O W P A T T E R N S . C O M

W W W . H O R S E S H O W P A T T E R N S . C O M



1. Walk to A
2. Jog A to B
3. Stop at B and perform a 360 degree turn to the left
4. Jog B to C
5. Stop at C and perform a 90 degree turn to the right
6. Lope a half circle to B on the right lead
7. At B perform a lead change and lope a half circle to A on the left lead
8. Stop at A

Walk
Jog	-----
Extended Jog	-----
Lope	————
Leg Yield	
Lead Change	↘ ↙
Back	←←← ←←←
Marker	(B)
Sidepass	←←←

[WH/2-30]

Pattern Provided by:

Judges

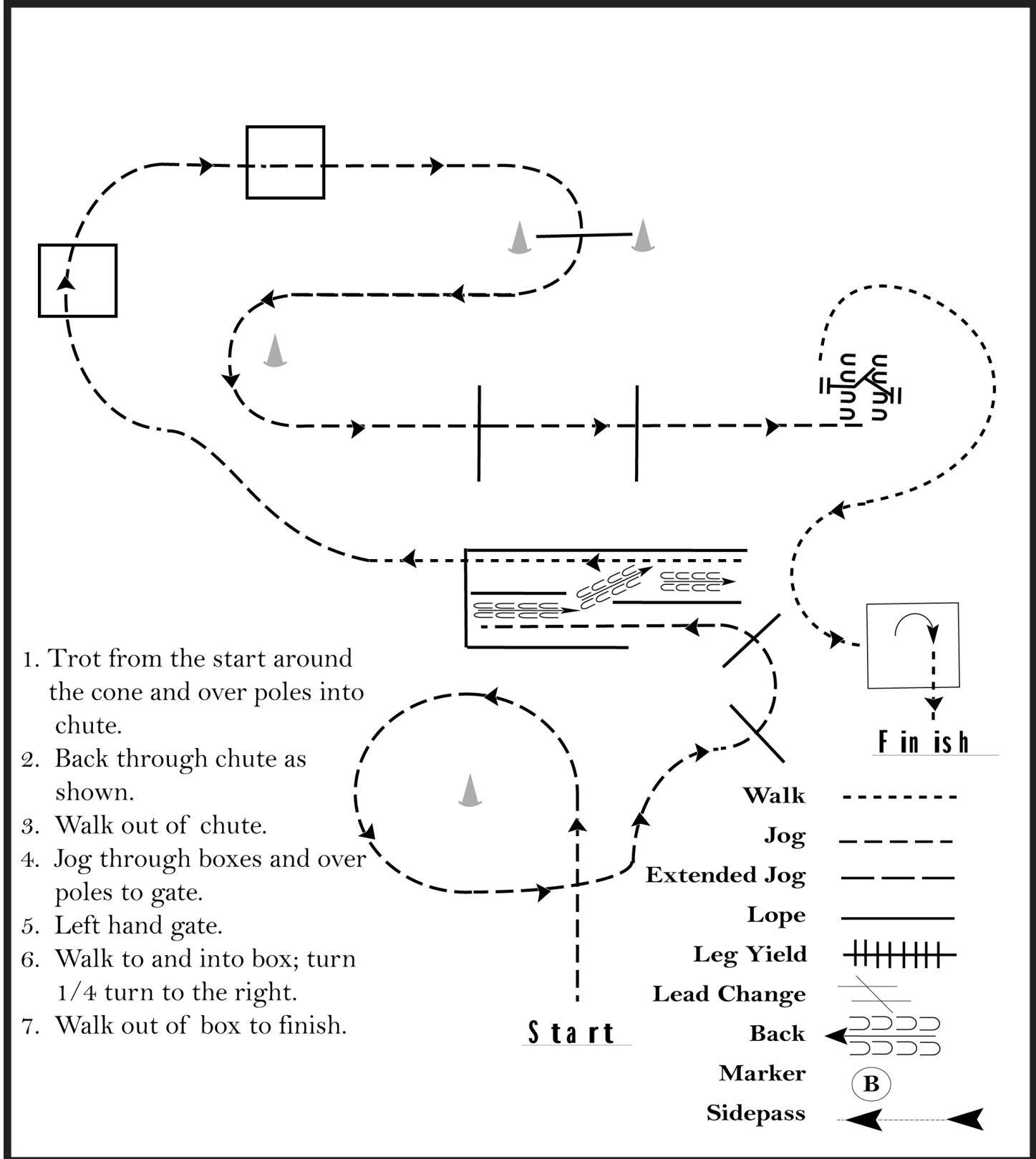
2024 FWSSR Pony Of The Americas

Trail (Leadline 6&U-Walk Only, In Hand, 9&U W/T, 18&U W/T, 19&O W/T)

Show Date: January 2024

w w w . H o r s e S h o w P a t t e r n s . c o m

w w w . H o r s e S h o w P a t t e r n s . c o m



1. Trot from the start around the cone and over poles into chute.
2. Back through chute as shown.
3. Walk out of chute.
4. Jog through boxes and over poles to gate.
5. Left hand gate.
6. Walk to and into box; turn 1/4 turn to the right.
7. Walk out of box to finish.

Walk	-----
Jog	- - - - -
Extended Jog	_____
Lope	—————
Leg Yield	
Lead Change	↘ ↙
Back	← ← ← ← ←
Marker	Ⓚ
Sidepass	← ← ← ← ←

[T/1-8]

Pattern Provided by:
Judges

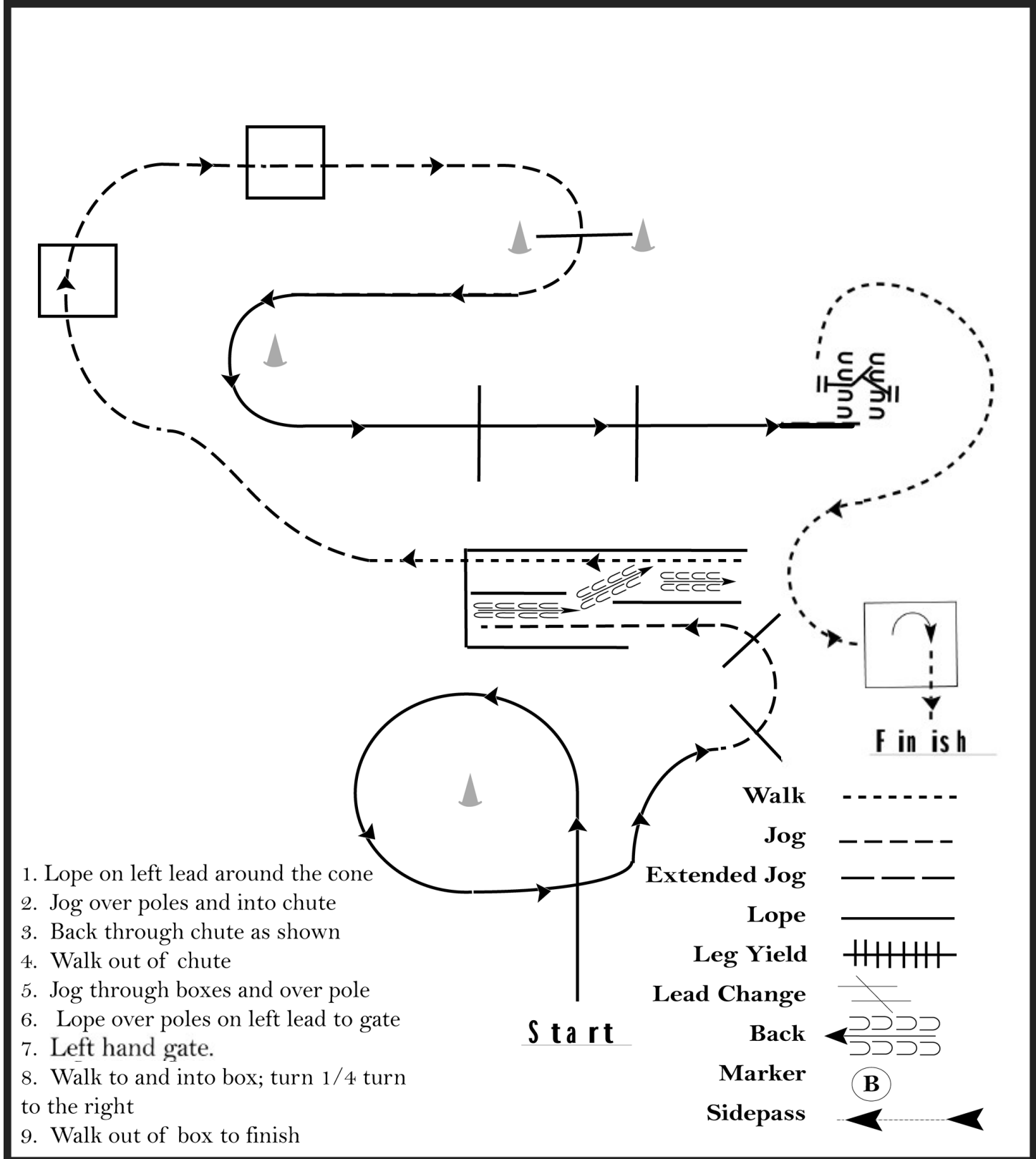
2024 FWSSR Pony Of The Americas

Trail (Junior, 10-13, 14-18, Senior, 19&Over)

Show Date: January 2024

www.HorseShowPatterns.com

www.HorseShowPatterns.com



1. Lope on left lead around the cone
2. Jog over poles and into chute
3. Back through chute as shown
4. Walk out of chute
5. Jog through boxes and over pole
6. Lope over poles on left lead to gate
7. Left hand gate.
8. Walk to and into box; turn 1/4 turn to the right
9. Walk out of box to finish

Walk	-----
Jog	- - - - -
Extended Jog	- - - - -
Lope	—————
Leg Yield	
Lead Change	↘↙
Back	⤴⤴⤴ ⤵⤵⤵
Marker	Ⓚ
Sidepass	←-----→

[T/1-10]

Pattern Provided by:
Judges

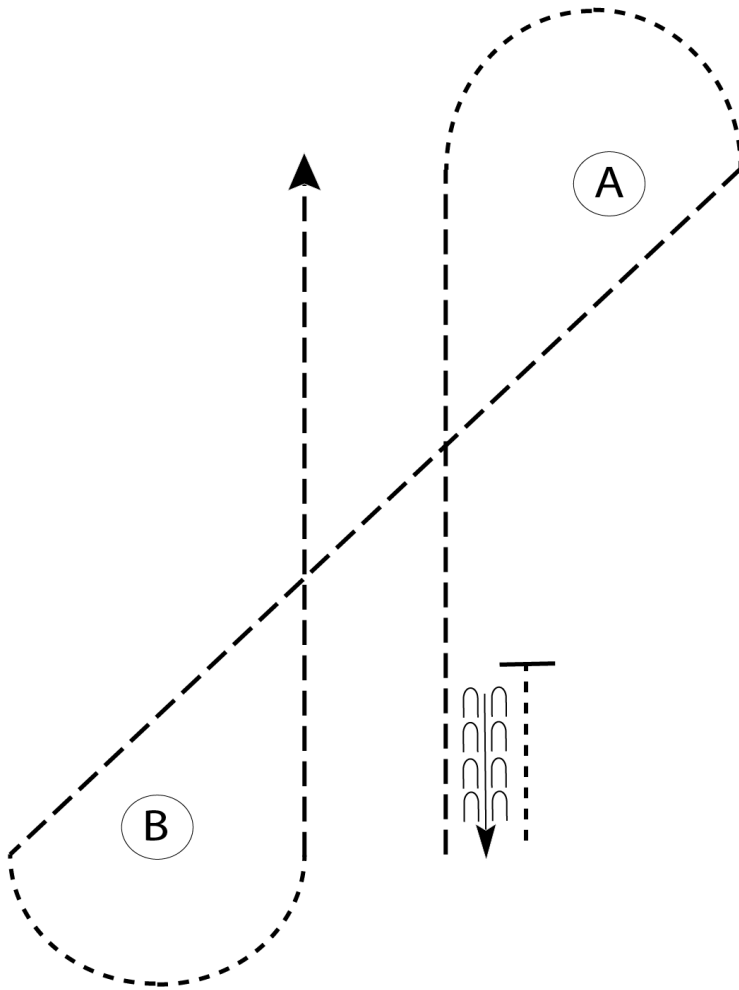
2024 FWSSR Pony Of The Americas

Western Horsemanship (9&U W/T, 18&U W/T, 19&O W/T)

Show Date: January 2024

w w w . H o r s e S h o w P a t t e r n s . c o m

w w w . H o r s e S h o w P a t t e r n s . c o m



Be ready lined up to A.

1. Walk approximately 2 horse lengths toward A.
2. Stop and back until even with B.
3. Jog to A.
4. Walk around A as shown.
5. Jog to B.
6. Walk around B.
7. Jog in a straight line as shown.
8. Pattern is over once you have passed A.

Follow the instructions of your ring steward.

Walk	-----
Jog	- - - - -
Extended Jog	— — — —
Lope	
Lead Change	— / —
Back	← — — — —
Marker	ⓑ

[WH/WT-92]

Pattern Provided by:

Judges

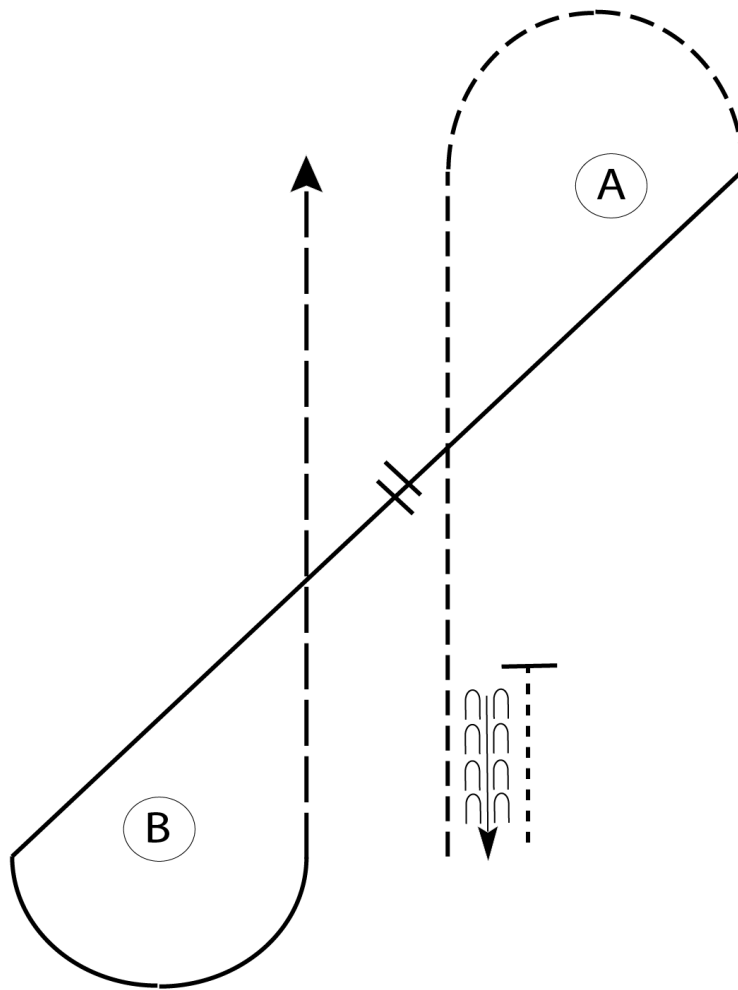
2024 FWSSR Pony Of The Americas

Western Horsemanship (10-13, 14-18, 19&O)

Show Date: January 2024

w w w . H o r s e S h o w P a t t e r n s . c o m

w w w . H o r s e S h o w P a t t e r n s . c o m



Be ready lined up to A.

1. Walk approximately 2 horse lengths toward A.
2. Stop and back until even with B.
3. Jog to and around A.
4. Lope on the right lead halfway to B.
5. Perform a simple lead change halfway to B and lope to and around B.
6. Extended jog in a straight line.
7. Pattern is over once you have passed A.

Follow the instructions of your ring steward.

Walk	-----
Jog	- - - - -
Extended Jog	- - - - -
Lope	
Lead Change	X
Back	← 〰 〰 〰
Marker	⊙ B

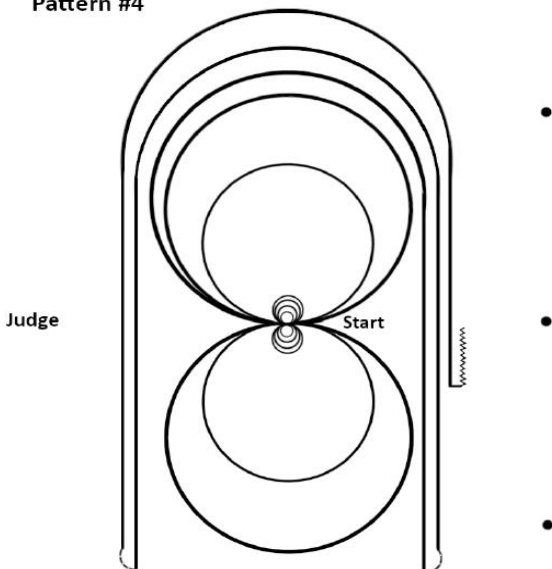
[WH/2-92]

Pattern Provided by:

Judges

FWSSR Pony Of The Americas Reining All Classes

Pattern #4



Pattern 4

Begin at the center of the arena, facing the left wall or fence.

1. Complete 4 spins to the right.
2. Complete 4 spins to the left.
3. Starting to the right, complete a small figure 8 at a slow lope.
4. Complete a large figure 8 at a fast lope.
5. Change leads at the center of the arena, and begin a large circle to the right, but do not close the circle. Run down the right side of the arena staying at least 20' from the wall or fence, past the end marker, and do a left rollback, no hesitation.
6. Lope up the right side of the arena, circle the top of the arena and, staying at least 20' from the wall or fence, run down the left side of the arena, past the end marker, and do a right rollback, no hesitation.
7. Lope up the left side of the arena, circle the top of the arena and, staying at least 20' from the wall or fence, run down the right side of the arena, past the center marker, and do a sliding stop.
8. Back to the center marker. Hesitate to demonstrate completion of the pattern.
9. Walk to the judge for inspection and dismissal.

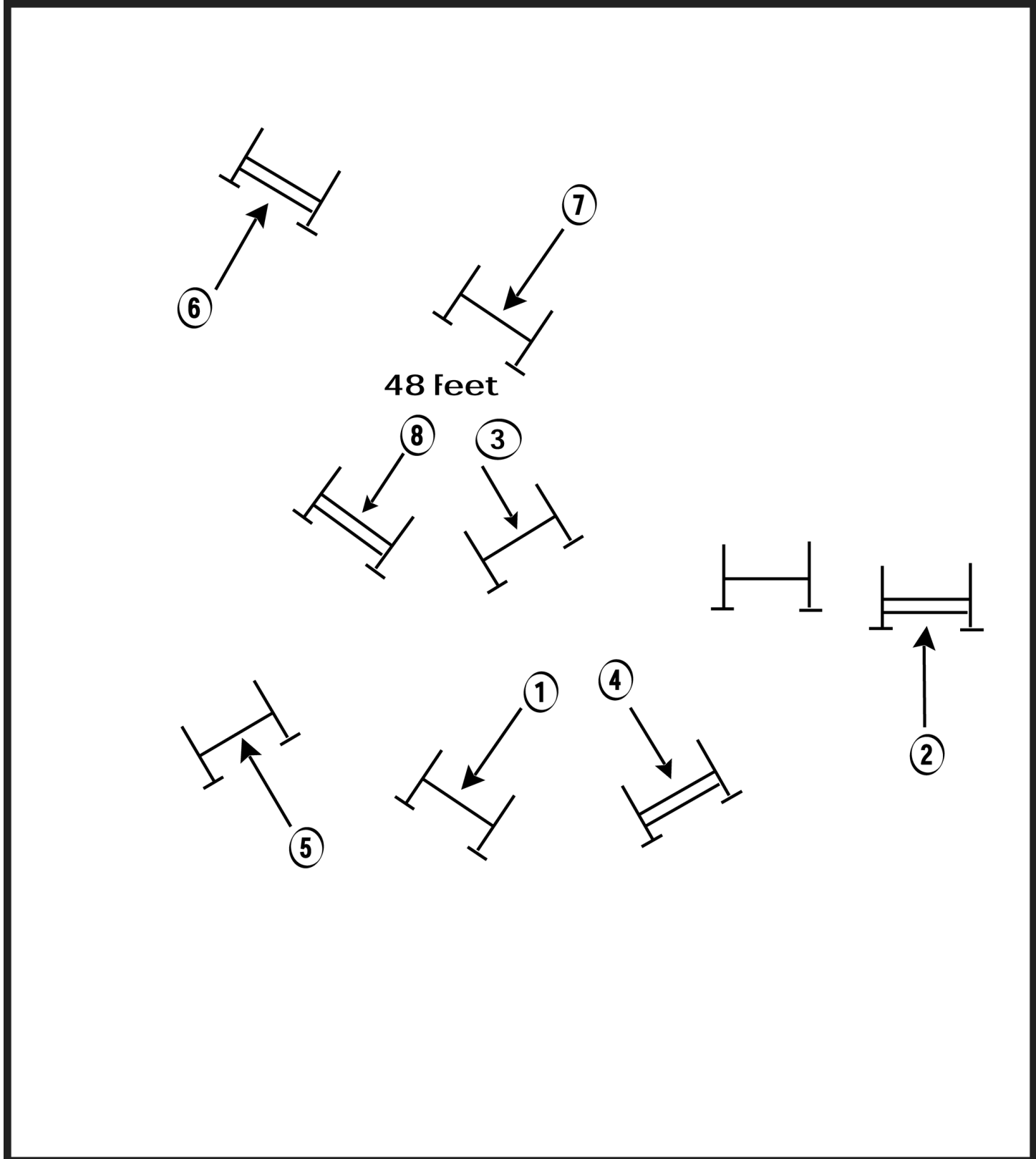
2024 FWSSR Pony Of The Americas

Huntseat Equitation Over Fences All Classes

Show Date: January 2024

w w w . H o r s e S h o w P a t t e r n s . c o m

w w w . H o r s e S h o w P a t t e r n s . c o m



[HSEOF/2]

Pattern Provided by:

Judges

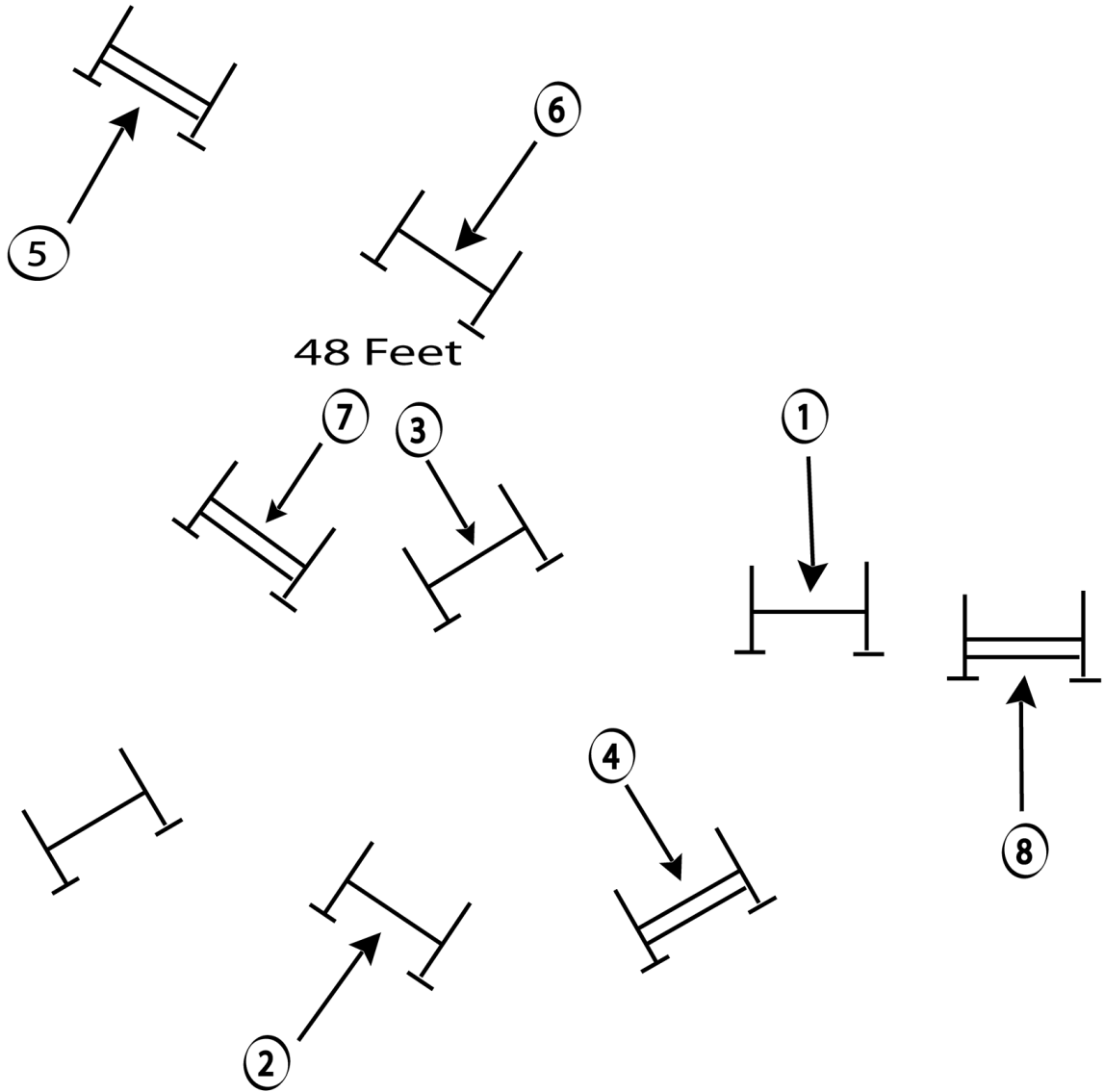
2024 FWSSR Pony Of The Americas

Hunter Over Fences All Classes

Show Date: January 2024

w w w . H o r s e S h o w P a t t e r n s . c o m

w w w . H o r s e S h o w P a t t e r n s . c o m



Pattern Provided by:

Judges

[J/1]

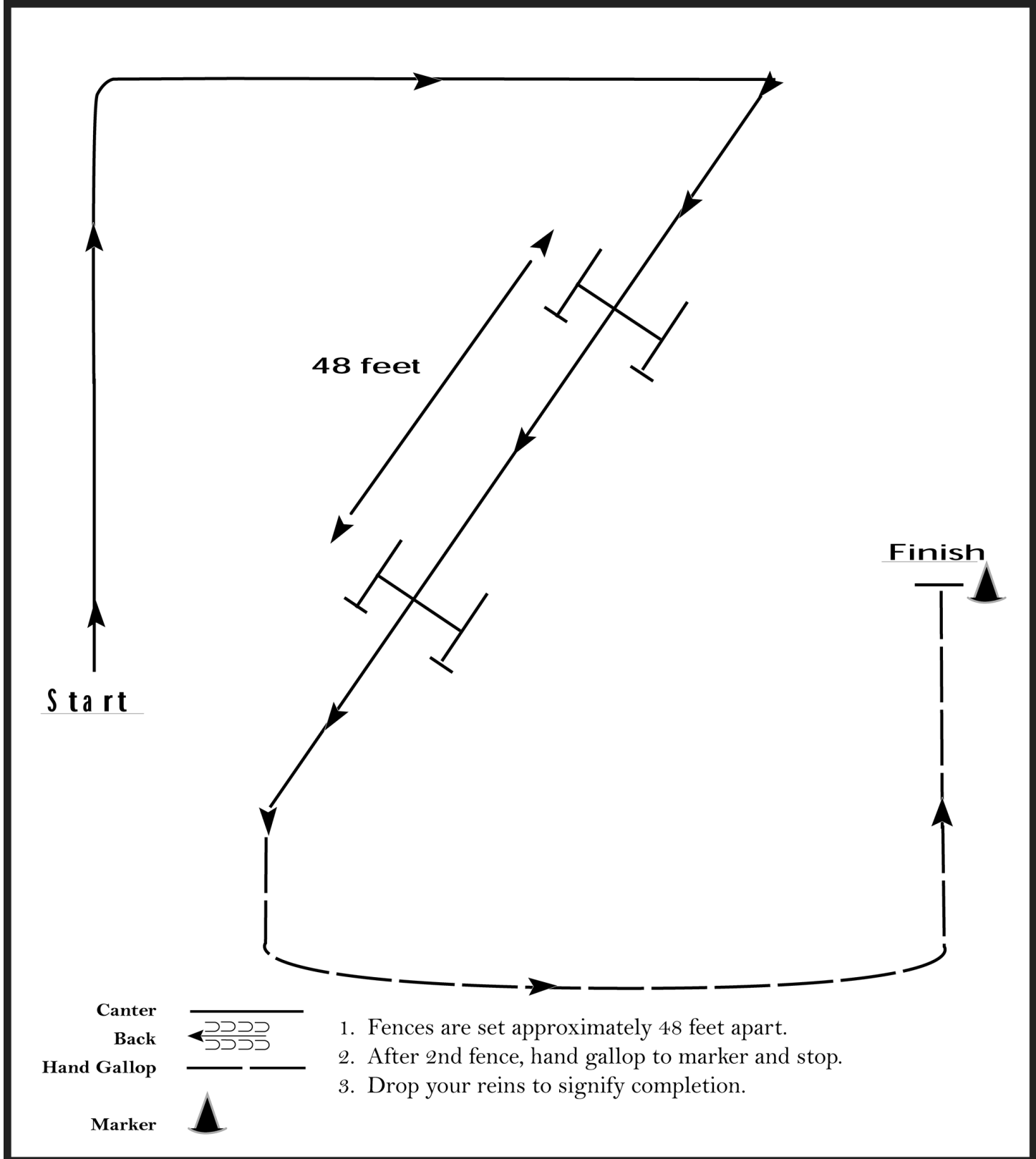
2024 FWSSR Pony Of The Americas

Hunter Hack (9&U, 10-13, 14-18)

Show Date: January 2024

w w w . H o r s e S h o w P a t t e r n s . c o m

w w w . H o r s e S h o w P a t t e r n s . c o m



Start

48 feet

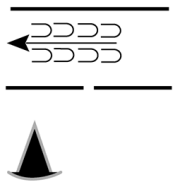
Finish

Canter

Back

Hand Gallop

Marker



1. Fences are set approximately 48 feet apart.
2. After 2nd fence, hand gallop to marker and stop.
3. Drop your reins to signify completion.

[HH/48-17]

Pattern Provided by:

Judges

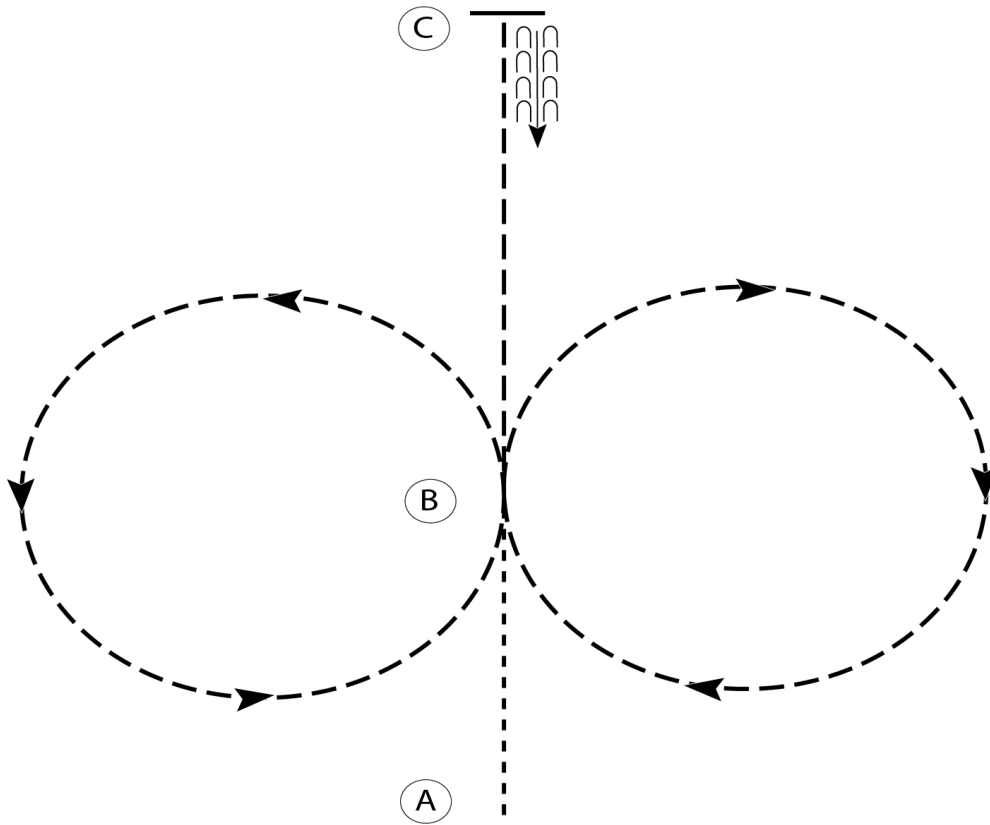
2024 FWSSR Pony Of The Americas

Hunt Seat Equitation (9&U W/T, 18&U W/T, 19&O W/T)

Show Date: January 2024

w w w . H o r s e S h o w P a t t e r n s . c o m

w w w . H o r s e S h o w P a t t e r n s . c o m



1. Walk A to B.
2. At B posting trot a circle to the right on the proper diagonal.
3. At B posting trot a circle to the left on the proper diagonal.
4. At B sitting trot to C.
5. At C stop and back approximately one horse length.

Walk	-----
Trot	- - - - -
Extended Trot	— — — — —
Canter	—————
Leg Yield	
Lead Change	— / —
Back	← C C C C C
Marker	(B)
Sidepass	← — — — — →
Hand Gallop	— — — — —

[HSE/WT-5]

Pattern Provided by:

Judges

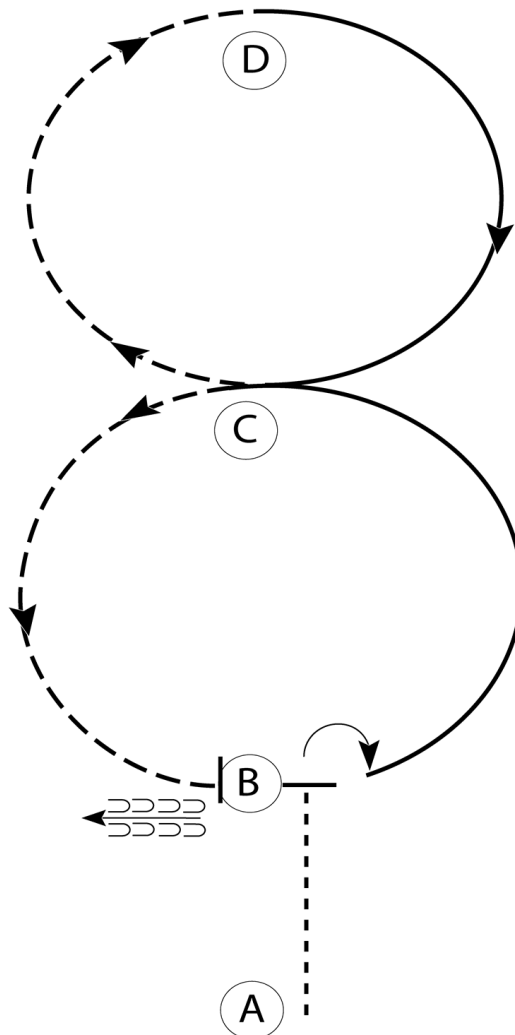
2024 FWSSR Pony Of The Americas

Hunt Seat Equitation (10-13, 14-18, 19&O)

Show Date: January 2024

w w w . H o r s e S h o w P a t t e r n s . c o m

w w w . H o r s e S h o w P a t t e r n s . c o m



Be ready at A.

1. Walk to B.
2. Stop at B and perform a 90 degree turn to the right on the forehand.
3. Canter on the left lead to C.
4. Posting trot from C to D.
5. Canter on the right lead from D to C.
6. Posting trot from C to B.
7. Stop at B and back one horse length.

Follow the instructions of your ring steward.

Walk	-----
Trot	- - - - -
Extended Trot	— — — — —
Canter	—————
Leg Yield	
Lead Change	↙ ↘
Back	← ← ← ← ←
Marker	⊙
Sidepass	← — — — — →
Hand Gallop	— — — — —

[HSE/2-13]

Pattern Provided by:

Judges